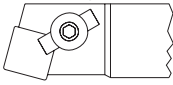
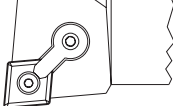
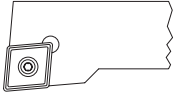

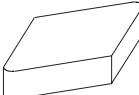

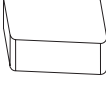

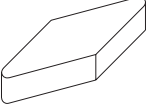




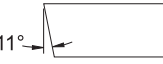
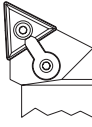
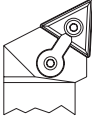

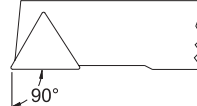
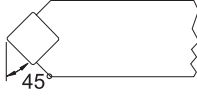
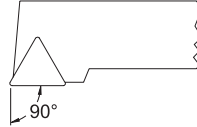
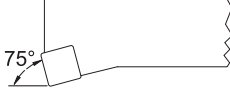
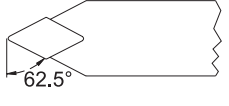
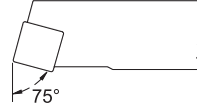
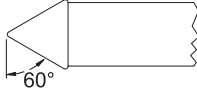
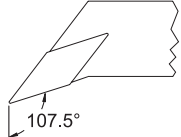
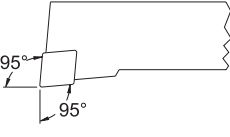
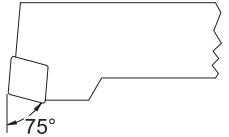
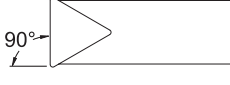
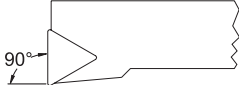
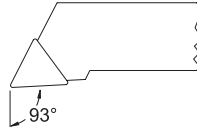
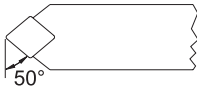
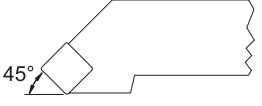


TOOLHOLDER STANDARD DESIGNATIONS

<p>C - Clamp Lock </p> <p>M - Multiple Lock </p> <p>S - Screw Lock </p> <p>Holding Method</p>	<p>C - 80° Diamond </p> <p>D - 55° Diamond </p> <p>R - Round </p> <p>S - Square </p> <p>T - Triangle </p> <p>V - 35° Diamond </p> <p>W - 80° Trigon </p> <p>Insert Shape</p>	<p>B - 5° Positive </p> <p>C - 7° Positive </p> <p>N - 0° Negative </p> <p>P - 11° Positive </p> <p>Insert Clearance Angle</p>	<p>R - Right Hand </p> <p>L - Left Hand </p> <p>N - Neutral </p> <p>Hand of Tool</p>
--	---	---	---

M C L N R

Tool Style

<p>A - 0° Side cutting angle, no offset </p>	<p>D - 45° Lead side cutting angle, no offset </p>	<p>G - 0° Lead side cutting with offset </p>	<p>K - 15° Lead end cutting angle, no offset </p>	<p>N - 27.5° Lead cutting angle, no offset </p>
<p>B - 15° Lead side cutting angle, no offset </p>	<p>E - 30° Lead side cutting angle </p>	<p>H - 17.5° Lead side / end cutting with offset </p>	<p>L - Neg. 5° Lead side cutting angle with offset </p>	<p>R - 15° Lead cutting angle with offset </p>
<p>C - 0° Lead end cutting angle </p>	<p>F - 0° Lead end cutting angle with offset </p>	<p>J - Neg. 3° Lead side cutting angle with offset </p>	<p>M - 40° Lead side cutting angle, no offset </p>	<p>S - 45° Lead cutting angle with offset </p>

